

# SOUTHWEST BAPTIST UNIVERSITY

# BEARCATS

## 2009 FOOTBALL GAME NOTES

### 2009 SCHEDULE

#### August

27 at Central Missouri L, 28-39

#### September

3 NORTHWEST MISSOURI ST. L, 14-49

12 at Harding L, 41-49 / 30T

19 at Southern Illinois 6:00 PM

26 KENTUCKY WESLEYAN 1:30 PM

#### October

3 at Central Oklahoma 2:00 PM

10 SOUTHERN NAZARENE (HC) 2:00 PM

17 NORTHEASTERN STATE 1:30 PM

24 at Ouachita Baptist 1:00 PM

31 at St. Joseph's 12:00 PM

#### November

7 MISSOURI S&T 1:00 PM

14 NCAA D-II Playoffs TBA

#### FACTS ABOUT SOUTHWEST BAPTIST UNIVERSITY

**Location** ..... Bolivar, Mo.

**Founded** ..... 1878

**Enrollment** ..... 3,600

**School Colors** ..... Purple, White and Black

**Affiliation** ..... NCAA Division II

**Conference** ..... Independent

**Facility (Capacity)** ..... Plaster Stadium (3000)

**President** ..... Dr. C. Pat Taylor

**Asst AD-Operations/Interim AD** ..... Mike Pitts

**Asst AD/SWA/Interim AD** ..... Dr. L. Renae Myles

**Faculty Athletics Rep.** ..... Dr. Kevin Schriver

**Head Trainer** ..... Mike Wolhoy

**Head Coach** ..... Keith Allen (Oklahoma)

Career Record ..... 5-20 (in 3rd year at SBU)

Email Address ..... kallen@sbuniv.edu

FB Office Phone ..... (417) 328-1927 or 328-1919

**Assistant Coaches** ..... JC Dawkins (OC, WR),

Zach Wilkerson (DC, LB), Robert Clardy (QB), Ben Blake

(OL), Tracy Hayworth (DL), Darnell Walker (DB), David

Sloan (TE), Jeff Finnell (RB), Mark Boyle (DL), Josh

Schrader, LaMarcus Windham, Kyle Tutor, Ryan Smith

**2008 Record** ..... 5-6

**Starters Returning/Lost** .....

Offense: 5/6 Defense: 6/5 Sp. Teams: 1/2

**Letterwinners Returning/Lost** ..... 31/29

**SBU Dir. of Athletic Media Relations:** Justin Wollard

Office: (417) 328-1799 Cell: (417) 298-2593

Fax (417) 328-1745 Email: jwollard@sbuniv.edu

**AMR Grad Asst:** Greg Gorham ggorham@sbuniv.edu

**SBU Media Relations Staff:** Aline Lopes, Wes Godsy,

Karl Goss, Jeremy Couch, Patty Wallace, Shelby

Martin, Cody Hillyard

### GAME 4: SBU BEARCATS (0-3) at SOUTHERN ILLINOIS SALUKIS (0-1)

**SATURDAY, SEPTEMBER 19 • 6:00 PM**

**McANDREW STADIUM • CARBONDALE, IL**

**RADIO: KBFL 99.9 FM (Josh Thompson, play-by-play)**

**INTERNET AUDIO: [www.radiospringfield.com/kbfl.aspx](http://www.radiospringfield.com/kbfl.aspx)**

**INTERNET VIDEO: <http://www.stretchinternet.com/siuvideo.html>**

**LIVE STATS: <http://siusalukis.cstv.com/>**



It's another huge road hurdle for the SBU Bearcats this weekend as they travel to Carbondale, Illinois, to battle the Southern Illinois Salukis. SBU is coming off a marathon three-overtime loss at Harding last Saturday night and still looks for their first win of the season. Southern Illinois (an NCAA FCS member) was idle last week after falling to Marshall on September 5.

Last season's Independents Collegiate Athletic Association (ICAA) Offensive Player of the Year **Steve Gachette** set several school records in the loss at Harding including single game marks for total offense (573 yards) and passing yards (459). He became the only player in SBU history to throw for more than 400 yards and rush for more than 100 in a single game. Gachette ranks second in the nation in total offense (413 yds/game) and third in the nation in passing yards (355). WR **Johnnie King**, who led the nation in receptions per game (89 grabs in 10 games) in 2008, had six catches for 133 yards against Harding. King is 20th nationally in receiving yards per game (102). SBU ranks sixth nationally in Division II in total offense (490 yards/game) and third in passing offense (355 yds/game).

LB **Jarred Schumpert** leads D-II in tackles per game 14.67 after his second straight game with 17 combined tackles. Schumpert has led or tied for the team lead in tackles in his three previous seasons with SBU. Schumpert is also tied for 12th with 2.17 tackles for loss per game.

#### THE COACHES AND THE ALL-TIME SERIES

Bearcat head coach **Keith Allen** is in his third season at the helm of the Bearcats. He's already engineered a significant turnaround, moving the 'Cats from 0-11 his first year as interim coach, to 5-6 in 2008, when SBU was three plays away from a potential 8-3 mark.

SIU is coached by **Dale Lennon**, who is 9-4 in his second season with SIU. His overall record is 111-36 in 12 seasons. He was the 2008 Missouri Valley Football Conference Coach of the Year after leading SIU to the playoffs. SBU and SIU will meet for the first time.



#### SCOUTING THE SALUKIS

The Salukis are Football Championship Subdivision members (formerly I-AA) and are currently #9 in the Sports Network FCS Poll. SIU opened up their season on September 5 at FBS (I-A) Marshall and nearly upset the Thundering Herd in Huntington, West Virginia. **Deji Karim** led SIU with 67 yards on 16 carries while **Chris Dieker** was 22 of 37 for 206 yards and two TDs and one pick. **Bryce Morris** caught six balls for 69 yards. **Brandin Jordan** recorded 12 total tackles for the Salukis.

## GOING DEEP

### KING JOHNNIE

WR **Johnnie King** was held relatively in check week one vs UCM with three catches for 58 yards and a score. Two weeks ago versus NWMSU, King broke through with nine grabs for 116 yards and a touchdown. King shares the SBU season record for TD catches with nine in 2008.

### TYRIN TO THE HOUSE (ALMOST)

2008 SBU Defensive Newcomer of the Year **Tyrin Holt** intercepted a NWMSU pass in the third quarter and returned it 63 yards to the two-yard line. Holt's return was the longest interception return for SBU since Jamaal Keyton's 77-yard pick six against Pitt State in 2003.

### DAWKINS' DAZZLING GROUP

Under first year offensive coordinator **J.C. Dawkins**, the Bearcats' 2008 offense proved to be the most prolific in school history, breaking 19 school records, improving from 48th in the nation in total offense to 4th (490.1 yd/game) and 94th in scoring to 10th (39.5 pts/game). The 2008 Bearcats' spread no-huddle style attack also led the nation in first downs per game (26.6) and plays per game (86.7), while finishing 4th in passing yards per game (324.5) and 9th in red zone scoring percentage (87%).

## PRONUNCIATIONS


<b>Duhaney</b>	<b>DO-hay-ney</b>
<b>Lavarus</b>	<b>la-VAR-us</b>
<b>Montinar</b>	<b>MON-tin-ar</b>
<b>Gachette</b>	<b>GUH-shet</b>
<b>Elon</b>	<b>A-lon</b>
<b>Ogunjimi</b>	<b>O-gun-jimmy</b>
<b>Redd</b>	<b>Red</b>
<b>Jhrvonte</b>	<b>JER-von-tay</b>
<b>Otwell</b>	<b>Ought-well</b>
<b>Alain</b>	<b>Alan</b>
<b>Gallegos</b>	<b>GUY-eh-gos</b>
<b>Prevallet</b>	<b>PRE-valley</b>
<b>Manuma</b>	<b>MAN-a-ma</b>
<b>Lanteigne</b>	<b>lan-TAYNE</b>
<b>Ino Vitale</b>	<b>E-no VI-tal</b>
<b>McElwee</b>	<b>MAC-el-wee</b>

## 2009 SBU BEARCATS NUMERICAL ROSTER

No.	Name	Class	Pos.	Ht.	Wt.	Hometown/Previous School
1	Randall Russell	JR	WR	6-3	193	Rockford, Ill. (Rock Valley [III] College)
2	Willie Johnson	SR	LB	6-2	196	Tallahassee, Fla. (U of Louisville-Dodge City)
3	Justin Duhaney	FR	RB	5-11	195	Charlotte, N.C. (Victory Christian Center)
4	Anthony Wiggins	SO	CB	5-10	185	Charlotte, N.C. (North Carolina Central Univ.)
5	John Austin, Jr.	SR	WR	6-1	192	Pacoima, Calif. (College of the Canyons)
6	Derrick Foster	JR	WR	5-8	170	Goshen, Ala. (Goshen HS)
7	Ricky Ellis	SR	WR	6-2	175	Rockford, Ill. (Rock Valley [III] College)
8	Lavarus Rue	SR	CB	5-8	176	Meridian, Miss. (East Mississippi CC)
9	Jack Montinar	JR	DB	5-10	175	Naples, Fla. (Naples HS)
10	Steven Gachette	JR	QB	6-1	170	Lehigh Acres, Fla. (Lehigh HS)
11	Johnnie King	SR	WR	6-3	187	St. Louis, Mo. (Oklahoma Panhandle St.)
12	Sean Kelley	JR	WR	5-10	160	Urbana, Mo. (Skyline HS)
13	Justin French	SO	QB	6-3	185	Birch Tree, Mo. (Mtn. View-Liberty HS)
14	Brock Jolly	SO	K/P	5-11	185	Phoenix, Ariz. (Desert Vista HS)
15	Tiras Harris	FR	RB	5-10	175	Belvidere, Ill. (Belvidere HS)
16	Hayden Stokes	FR	QB	6-0	175	Harrison, Ark. (Harrison HS)
17	Tyrin Holt	SR	DB	5-10	187	Arlington, Texas (Highland [Kan.] CC)
18	Steven Morris	FR	QB	5-11	180	Racine, Wisc. (Racine Horlick HS)
19	Elon Paige	SR	WR	6-4	210	Elk Grove, Calif. (Sacramento State Univ.)
20	Karl Johnson	FR	DB	6-1	185	Pine Bluff, Ark. (White Hall HS)
21	Tyler Anderson	JR	WR	6-0	185	Hannibal, Mo. (Hannibal HS)
22	Clayton Davis	JR	DB	6-1	185	St. Louis, Mo. (Rochester CTC)
23	Henry Ogunjimi	SR	LB	6-0	194	Chicago, Ill. (Roger C. Sullivan HS)
24	Tyler Rickard	JR	WR	5-10	185	Monett, Mo. (Kentucky Wesleyan College)
25	Jordan Jackson	SR	LB	6-1	190	Ozark, Mo. (Ozark HS)
26	Scott McDowell	SO	DB	5-9	175	Madison, Ala. (Bob Jones HS)
27	Nathan Brown	JR	LB	5-11	192	Seneca, Mo. (Seneca HS)
29	Delvon Franklin	FR	RB	5-11	208	Waynesville, Mo. (Waynesville HS)
30	Jhrvonte Minnifield	JR	CB	5-8	160	Belleville, Mich. (Rochester CTC)
31	Trevor Conner	FR	DB	5-8	165	Owasso, Okla. (Rejoice HS)
32	Tyler Grapp	JR	DL	6-1	275	Wayzata, Minn. (Rochester CTC)
33	Thad Everson	SO	RB	5-9	180	Madison, Ala. (Bob Jones HS)
34	Patrick Hughes	SO	LB	5-7	190	Grapevine, Texas (Tarrant CC)
35	Michael McNatt	FR	K	5-8	185	Odessa, Texas (Permian HS)
36	Shaquille Shedd	FR	DB	6-3	190	Winchester, Tenn. (Franklin County HS)
37	Scott Zingerman	FR	RB	5-9	170	Owasso, Okla. (Rejoice Christian HS)
39	Austin Otwell	FR	DB	5-11	190	Tontitown, Ark. (Har-Ber HS)
42	Adrian Brantley	FR	DB	5-11	175	Kansas City, Mo. (Cass Midway HS)
43	Tristan Walker	SO	LB	5-10	180	Bentonville, Ark. (Bentonville HS)
44	Shawn Kilduff	SR	LB	6-2	230	Stockton, Calif. (Sacramento City College)
46	Larry White	JR	DE	5-10	210	Chicago, Ill. (City College of Chicago)
47	Jarred Schumpert	SR	LB	6-2	215	Gilmer, Texas (Jefferson HS)
48	Ryan Deatrick	FR	LB	5-10	190	Waukegan, Iowa (Waukegan HS)
49	Casey Smith	SO	DE	6-2	215	Racine, Wisc. (Racine Lutheran HS)
50	Alain Pierre	FR	OL	6-0	250	Independence, Mo. (Truman HS)
51	Shane Harms	FR	LB	5-11	180	Marshfield, Mo. (Marshfield HS)
53	Ivan Gallegos	FR	DL	6-2	240	Bentonville, Ark. (Bentonville HS)
54	Glen Johnson	FR	DE	6-1	210	Dexter, Mo. (Dexter HS)
56	Caleb Butler	FR	OL	6-0	255	Texas City, Texas (Dickinson HS)
57	Eric Mateos	JR	OL	6-2	285	Overland Park, Kan. (Shawnee Mission So. HS)
58	Corey Drummond	SO	DL	6-0	232	Brooksville, Fla. (Hernando Christian Acad.)
59	Joseph Deleon	FR	OL	6-2	305	Houston, Texas (Eisenhower HS)
61	Jordan Brown	FR	OL	5-11	225	Ola, Ga. (Ola HS)
62	Stephen Needham	FR	DE	6-0	205	Springdale, Ark. (Har-Ber HS)
63	Derrick Okafor	FR	OL	6-3	255	Grand Prairie, Texas (Arlington Bowie HS)
64	Jacob Barge	FR	OL	5-11	335	Springfield, Mo. (Parkview HS)
65	Zak Lally	JR	OL	6-3	335	Flower Mound, Texas (Flower Mound HS)
66	Chantz Wilson	FR	DE	6-4	230	Harrison, Ark. (Harrison HS)
68	William Swofford	FR	RB	5-8	185	Bonne Terre, Mo. (North County HS)
69	Anthony Jackson	JR	OL	6-4	315	St. Louis, Mo. (Arkansas State University)

## 2009 SBU BEARCATS NUMERICAL ROSTER

No.	Name	Class	Pos.	Ht.	Wt.	Hometown/Previous School
70	Kip Edgmon	FR	OL	6-1	250	Huntsville, Ark. (Huntsville HS)
71	Andrew Lindeman	SR	OL	6-5	290	West Plains, Mo. (West Plains HS)
72	Kevin Hughes	JR	DL	6-0	300	Mankato, Minn. (Rochester CTC)
73	Michael Wormley	SO	OL	6-7	270	Grapevine, Texas (Colleyville Heritage HS)
74	Shane Lanteigne	JR	OL	6-4	230	Valrico, Fla. (Bloomingdale HS)
75	John Norton	FR	OL	6-3	305	The Woodlands, Texas (The Woodlands HS)
76	Clay Smith	FR	OL	6-8	280	West Plains, Mo. (West Plains HS)
77	Scott Crain	SR	OL	6-4	310	Bolivar, Mo. (Bolivar HS)
78	Kenneth Stoner	FR	DE	6-3	240	Flower Mound, Texas (Flower Mound HS)
80	Seth Eshleman	FR	WR	5-8	160	Clinton, Mo. (Clinton HS)
81	Ethan Smith	FR	DB	5-9	170	Mountain Grove, Mo. (Mountain Grove HS)
82	Paris Walkup	FR	WR	6-3	175	Mountain View, Mo. (Mtn. View-Liberty HS)
83	Sam Riggs	FR	RB	5-10	180	Freeman, Mo. (Cass Midway HS)
84	Jameson Manuma	JR	TE	6-4	240	Pago Pago, American Samoa (San Jose CC)
85	Charles Johnson	SO	WR	6-3	180	Kansas City, Mo. (Hogan Prep Academy)
87	Justin Cleeton	FR	TE	6-7	225	Fair Grove, Mo. (Fair Grove HS)
90	Kyle Swallows	SR	DL	6-3	226	Lithia, Fla. (Durant HS)
91	Ino Vitale	JR	DL	6-3	315	Compton, Calif. (East Los Angeles CC)
92	Tevin McElwee	FR	DE	6-3	220	Fort Smith Ark. (Northside HS)
93	Will Ramirez, Jr.	SR	DE	6-1	211	Kissimmee, Fla. (Poinciana HS)
94	Cecil Harwell	FR	DL	5-8	260	Royse City, Texas (Lakeview Centennial HS)
95	Brandon Anderson	JR	DE	6-3	225	Oakland, Calif. (Laney College)
98	Caleb Scott	FR	DB	6-1	188	Springfield, Mo. (New Covenant Academy)
Additional Players						
	Jordan Abbott	FR	RB	5-8	160	Springdale, Ark. (Springdale HS)
	Tristan Alf	FR	WR	6-0	160	Stafford, Texas (Stafford HS)
	Gerard Anderson	FR	DB	5-10	195	Duncanville, Texas (Cedar Hill HS)
	Cody Bryant	FR	DE	6-2	175	Mountain Grove, Mo. (Mountain Grove HS)
	Merrit Crawford	FR	RB	6-1	215	Osceola, Mo. (Osceola HS)
	Daniel Esposito	FR	DB	5-10	165	Springfield, Ohio (Shawnee HS)
	Dakota Evans	FR	LB	5-9	190	Springdale, Ark. (Springdale HS)
	Chris Hamel	FR	OL	5-8	235	Buffalo, Mo. (Buffalo HS)
	Andre Hicks	FR	LB	6-0	205	Preston, Mo. (Skyline HS)
	Jeremiah Hicks	FR	DE	5-10	230	Fair Grove, Mo. (Fair Grove HS)
	Zakiyy Johnson	FR	DB	5-6	130	Racine, Wisc. (Washington Park HS)
	George Kelly	FR	DB	5-8	180	Houston, Texas (Jersey Village HS)
	Brandon McReynolds	FR	DE	6-4	215	Fort Smith, Ark. (Northside HS)
	Jarvis Motte	FR	CB	5-11	175	Irving, Texas (Irving HS)
	Robert Pearson	FR	CB	6-3	185	Tulsa, Okla. (Memorial HS)
	Ben Prevallet	FR	K	5-8	155	Perryville, Mo. (Fredericktown HS)
	Ryan Sawyer	FR	RB	5-8	170	Fredericktown, Mo. (Fredericktown HS)
	Shaquille Shedd	FR	FS	6-3	190	Winchester, Tenn. (Franklin County HS)
	Ethan Shields	FR	RB	5-10	220	Owasso, Okla. (Rejoice Christian HS)
	Zachary Sohn	FR	WR	5-9	170	Fredericktown, Mo. (Fredericktown HS)
	Norris Thomas	FR	DL	5-11	255	Houston, Texas (Eisenhower HS)
	Karre' Wallace	FR	CB	5-8	170	Houston, Texas (Nimitz HS)
	Michael Welsh	FR	QB	6-1	182	Fallbrook, Calif. (Fallbrook HS)



**Coaching Staff:** Head Coach - Keith Allen (third year); Offensive Coordinator/Wide Receivers - J.C. Dawkins; Offensive Line - Ben Blake Quarterbacks - Robert Clardy; Tight Ends - David Sloan; Defensive Coordinator / Linebackers - Zach Wilkerson; Defensive Line - Tracy Hayworth; Defensive Backs - Darnell Walker; Graduate Assistant/Defensive Line - Mark Boyle; GA/Running Backs - Jeff Finnell; Student Assistant/Kickers - Ryan Smith; SA/Wide Receivers - LaMarcus Windham; SA/Defensive Backs - Josh Schrader; SA/Offensive Line - Kyle Tutor. Managers - Shane McKay and Emily King.

## HOT READ

### ANY MORE RECORDS LEFT?

Junior QB **Steve Gachette** continues rake in the records, with SBU marks for single game total offense and passing vs. Harding and career attempts vs. UCM. He entered 2009, already holding SBU records for most touchdown passes (6), passing attempts (68) and passing completions (45) in a game. He also holds SBU records for most passing attempts (515), passing completions (315) and passing yards (3360), touchdown passes (27) in a season. He holds SBU career records for passing completions (634), passing yards (6652), and touchdown passes (44).

### HARDING HIGH SCORES

Last Saturday's thriller at Harding was typical of the series with the last four meetings between Harding and SBU ending with the winner scoring more than 40 points. In 2006 in Bolivar, the Bisons won 43-30. 2007 saw the Bisons slip by with a 43-40 in Searcy. Last year SBU came out on top, winning 43-31 in Bolivar.


### SPREADING THE WEALTH

In 2008, ten different SBU players caught touchdown passes, led by **Johnnie King** with nine which tied the SBU record. Of Steve Gachette's seven TD passes this season, four players have already reached the endzone. Three players have also rushed for scores so far this season.


### LONG TIME COMING

The marathon three-overtime contest at Harding was a new high for SBU in length of game at four hours and 27 minutes. The previous mark was in 2007 in Bolivar versus Truman State in a game that lasted four hours and six minutes. Truman won that contest 55-31.

# TEAM AWARDS WEEK THREE vs HARDING BISONS



**SHAWN  
KILDUFF**



**JARRED  
SCHUMPERT**

**OFFENSE MVP - JOHNNIE KING**  
**DEFENSE MVP - JARRED SCHUMPERT**  
**BLOCKER AWARD - SCOTT CRAIN**  
**BIG HIT - SHAWN KILDUFF**  
**SPECIAL TEAMS MVP - JORDAN BROWN**  
**SCOUT TEAM PLAYER OF THE WEEK**  
**OFFENSE - KIP EDGMON**  
**SCOUT TEAM PLAYER OF THE WEEK**  
**DEFENSE - KARRE WALLACE**

## WEEK TWO VS NORTHWEST MISSOURI

**OFFENSE MVP - JOHNNIE KING**  
**DEFENSE MVP - TYRIN HOLT**  
**BLOCKER AWARD - JOHNNIE KING**  
**SCOUT TEAM PLAYER OF THE WEEK**  
**OFFENSE - RYAN SAWYER**  
**SCOUT TEAM PLAYER OF THE WEEK**  
**DEFENSE - ANDRE HICKS**

**WEEK ONE**  
**VS CENTRAL MISSOURI**  
**OFFENSE MVP - STEVE GACHETTE**  
**DEFENSE MVP - JARRED SCHUMPERT**  
**BIG HIT - INO VITALE**  
**BLOCKER AWARD - JOHNNIE KING**  
**SPECIAL TEAMS MVP - CHARLES JOHNSON**  
**SCOUT TEAM PLAYER OF THE WEEK**  
**OFFENSE - TRISTAN ALF**  
**SCOUT TEAM PLAYER OF THE WEEK**  
**DEFENSE - BRANDON McREYNOLDS**

## LAST GAME FOR THE SBU BEARCATS

### Bisons top Bearcats 49-41 in triple overtime

SEARCY, Ark. -- In a wild four-and-a-half hour shootout on a somewhat rainy night in Arkansas, the SBU Bearcats fell to the Harding Bisons 49-41 in triple overtime.

The Bearcats (0-3) looked to tie the game in the third extra period, but fumbled the ball at the three-yard line. Harding (2-1) had scored first in the third frame and converted their two-point conversion. The turnover was the ninth of the game by the Bearcats.

"You're not going win very many games when you turn the ball over nine times and commit 16 penalties," said SBU head coach **Keith Allen**. "The kids kept battling, but we dug ourselves too many holes. We had lots of opportunities but the mistakes cost us. We have to find a way to reduce those mistakes to get a win."

In the loss, SBU set several school records including single game marks by **Steve Gachette** for individual total offense (573) and passing yards (459) in a game along with a team record for passing yards in a game. **John Austin** would also tie the single game school record with two touchdown catches.

After a first quarter interception by senior SBU linebacker **Jarred Schumpert**, the Bearcats would waste little time in converting the turnover into points. Gachette would hit **Elon Paige** for 47 yards and then Austin for a 22-yard touchdown strike giving SBU an early lead. Harding would tie the game at the 5:48 mark of the first quarter on nine-yard TD pass from **Josh Powell** to **Kale Gelles**. SBU would come right back with another Gachette touchdown pass, this time to Johnnie King from eight yards out.

A long Harding drive tied the game at 14 early in the second quarter on a one-yard run by **Dominic Blood**, but the Bearcats came right back again. The 'Cats need only 89 seconds to reclaim the lead, when Gachette and Austin would hook up for the second time, this time from 42 yards out. Later in the second, the Bisons would convert an interception into points when Blood scored his second rush TD of game. The teams would be tied at 21 at the break.

In the third quarter, SBU thought they had a new TD catch single game record when Gachette hit Austin in the endzone, but the play was called back due to a penalty. On the next play, HU's **Darren Newson** forced an Austin fumble. The Bisons would grab their first lead on a 17-yard touchdown pass from Powell to **Tyler O'Quin**. An 21-yard touchdown run by **Justin Duhaney** brought the Bearcats to within a point, but the extra point was blocked.

Harding would make it 31-27 with nine minutes left in the game on a 35-yard field goal from **Micah Canterbury**. Following two SBU interceptions, Canterbury would hit another field goal from 28 yards out, giving the Bisons a seven-point cushion. SBU would tie the game in an hurry on a 38-yard strike from Gachette to Paige. That pass would give Gachette the SBU record for passing yards in a game, surpassing **Trevor Spradley's** old mark set in 1991.

A 39-yard field goal from HU's Canterbury missed left giving the Bearcats an opportunity with 62 seconds left. An SBU missed field goal attempt from 48 yards was wiped out due to penalty and SBU's last second regulation pass was incomplete, sending the teams to overtime tied at 34-34.

Both teams missed field goals in the first overtime. In the second overtime, SBU had possession first and scored when Gachette ran in from 11 yards out. But Harding would answer with Blood's one-yard scoring run, sending the teams to third overtime.

Despite his single passing and total offensive yardage records, Gachette threw four interceptions to go along with four touchdown passes. He was 31 of 49 for the school record 459 yards. He also rushed for 114 yards on 21 carries with one touchdown run, becoming the only player in school history to throw for more than 400 yards and rush for more than 100 yards in a single game.

SBU sophomore **Charles Johnson** had a career high nine catches for 76 yards. King and Paige both went over 100 yards receiving, with King catching six passes for 133 yards and Paige snaring five balls for 112 yards. Austin would become the 20th player in SBU history to catch two touchdowns in game, to go along with 89 yards receiving. **Thad Everson** also rushed for 81 yards.

For the second straight game, Schumpert recorded 17 total tackles including 3.5 for losses. **Tyrin Holt** also had 16 stops while **Casey Smith** had 10 total tackles. Schumpert, **Lavarus Rue** and **Henry Ogunjimi** had interceptions for SBU.

Harding's Powell was 31 of 57 for 367 yards with two touchdowns and three interceptions. Blood scored three times and rushed for 89 yards.

SBU had 654 yards of total offense to 594 yards for the Bisons. SBU committed nine turnovers to four for the Bisons. SBU was penalized 16 times for 112 yards and Harding committed 12 penalties for 105 yards.

## SBU vs SOUTHERN ILLINOIS TWO-DEEPS

### SOUTHWEST BAPTIST OFFENSE

<b>LEFT TACKLE</b>	<b>73</b>	<b>MICHAEL WORMLEY (6-7, 270, Sophomore)</b>
	76	Clay Smith (6-8, 280, Freshman)
<b>LEFT GUARD</b>	<b>71</b>	<b>ANDREW LINDEMAN (6-5, 290, Senior)</b>
	74	Shane Lanteigne (6-4, 230, Junior)
<b>CENTER</b>	<b>57</b>	<b>ERIC MATEOS (6-2, 285, Junior)</b>
	56	Caleb Butler (6-0, 255, Freshman)
<b>RIGHT GUARD</b>	<b>77</b>	<b>SCOTT CRAIN (6-4, 310, Senior)</b>
	75	John Norton (6-3, 305, Freshman)
<b>RIGHT TACKLE</b>	<b>63</b>	<b>DERRICK OKAFOR (6-3, 255, Freshman)</b>
	69	Anthony Jackson (6-4, 340, Junior)
<b>QUARTERBACK</b>	<b>10</b>	<b>STEVE GACHETTE (6-1, 170, Junior)</b>
	13	Justin French (6-3, 185, Sophomore)
<b>RUNNING BACK</b>	<b>33</b>	<b>THAD EVERSON (5-9, 180, Sophomore)</b>
	3	Justin Duhaney (5-11, 195, Freshman)
<b>X-RECEIVER</b>	<b>19</b>	<b>ELON PAIGE (6-4, 210, Senior)</b>
	6	Derrick Foster (5-8, 170, Junior)
<b>Z-RECEIVER</b>	<b>11</b>	<b>JOHNNIE KING (6-3, 187, Senior)</b>
	12	Sean Kelley (5-10, 160, Junior)
<b>H-RECEIVER</b>	<b>5</b>	<b>JOHN AUSTIN (6-1, 192, Senior)</b>
	24	Tyler Rickard (5-10, 185, Junior)
<b>Y-RECEIVER</b>	<b>84</b>	<b>JAMESON MANUMA (6-4, 240, Junior)</b>
	85	Charles Johnson (6-3, 180, Sophomore)

### SOUTHWEST BAPTIST DEFENSE

<b>LEFT END</b>	<b>49</b>	<b>CASEY SMITH (6-2, 215, Sophomore)</b>
	66	Chantz Wilson (6-4, 230, Freshman)
<b>DEFENSIVE TACKLE</b>	<b>90</b>	<b>KYLE SWALLOW (6-3, 230, Senior)</b>
	32	Tyler Grapp (6-1, 275, Junior)
<b>NOSE TACKLE</b>	<b>72</b>	<b>KEVIN HUGHES (6-0, 300, Junior)</b>
	91	Ino Vitale (6-3, 315, Junior)
<b>RIGHT END</b>	<b>93</b>	<b>WILL RAMIREZ (6-1, 210, Senior)</b>
	54	Glen Johnson (6-1, 210, Freshman)
<b>MIKE LINEBACKER</b>	<b>44</b>	<b>SHAWN KILDUFF (6-2, 230, Senior)</b>
	48	Ryan Deatrick (5-10, 190, Freshman)
<b>BUCK</b>	<b>47</b>	<b>JARRED SCHUMPERT (6-2, 215, Senior)</b>
	49	Tristan Walker (5-10, 180, Sophomore)
<b>STRONG SAFETY</b>	<b>23</b>	<b>HENRY OGUNJIMI (6-0, 195, Senior)</b>
	25	Jordan Jackson (6-1, 190, Senior)
<b>LEFT CORNERBACK</b>	<b>4</b>	<b>ANTHONY WIGGINS (5-10, 185, Sophomore)</b>
	42	Adrian Brantley (5-11, 175, Freshman)
<b>FREE SAFETY</b>	<b>17</b>	<b>TYRIN HOLT (5-10, 187, Senior)</b>
	22	Clayton Davis (6-1, 185, Junior)
<b>SAFETY</b>	<b>8</b>	<b>LAVARUS RUE (5-8, 175, Senior)</b>
	9	Jack Montinar (5-10, 175, Senior)
<b>RIGHT CORNERBACK</b>	<b>26</b>	<b>SCOTT McDOWELL (5-9, 175, Sophomore)</b>
	2	Willie Johnson (6-2, 195, Senior)

### SOUTHWEST BAPTIST SPECIAL TEAMS

<b>PLACEKICKER</b>	<b>14</b>	<b>BROCK JOLLY (5-11, 185, Sophomore)</b>
	35	Michael McNatt (5-8, 185, Freshman)
<b>PUNTER</b>	<b>14</b>	<b>BROCK JOLLY (5-11, 185, Sophomore)</b>
	35	Michael McNatt (5-8, 185, Freshman)
<b>LONG SNAPPER</b>	<b>61</b>	<b>JORDAN BROWN (5-11, 225, Freshman)</b>
	34	Patrick Hughes (5-7, 190, Sophomore)
<b>HOLDER</b>	<b>82</b>	<b>PARIS WALKUP (6-3, 175, Freshman)</b>
	13	Justin French (6-3, 185, Sophomore)
<b>KICK RETURNERS</b>	<b>6</b>	<b>DERRICK FOSTER (5-8, 170, Junior)</b>
	<b>12</b>	<b>SEAN KELLEY (5-10, 160, Junior)</b>
<b>PUNT RETURNER</b>	<b>12</b>	<b>SEAN KELLEY (5-10, 160, Junior)</b>
	6	Derrick Foster (5-8, 170, Junior)

### SOUTHERN ILLINOIS DEFENSE

<b>LEFT END</b>	<b>92</b>	<b>DOLOPO ADUBIFA (6-2, 260, Sr.)</b>
	57	Kyle Russo (6-3, 245, So.)
<b>NOSE TACKLE</b>	<b>90</b>	<b>CHRIS ARTHURS (6-0, 295, Sr.)</b>
	60	Tony Colletti (6-4, 280, Sr.)
<b>RIGHT END</b>	<b>32</b>	<b>CHANCE CODA (6-2, 240, So.)</b>
	91	Jason Seaman (6-5, 270, Jr.)
<b>LEFT OLB (ZEKE)</b>	<b>2</b>	<b>ROBERT SPANN (6-2, 245, Jr.)</b>
	13	Kyle Walker (5-9, 215, Sr.)
<b>RIGHT OLB (STUD)</b>	<b>11</b>	<b>FRED WRIGHT (5-10, 200, Sr.)</b>
	42	Scott Cole (6-2, 225, So.)
<b>LEFT ILB (SAM)</b>	<b>43</b>	<b>RYAN PATTON (6-1, 220, Sr.)</b>
	47	Stephen Franklin (6-0, 235, Jr.)
<b>INSIDE LB (WILL)</b>	<b>10</b>	<b>BRANDIN JORDAN (5-11, 230, Sr.)</b>
	45	Connor James (6-1, 215, So.)
<b>FREE SAFETY</b>	<b>26</b>	<b>MIKE McELROY (6-1, 205, Jr.)</b>
	12	Brad Briggs (6-4, 210, Jr.)
<b>STRONG SAFETY</b>	<b>8</b>	<b>MARTY RODGERS (5-10, 190, Sr.)</b>
	38	Rashad Graham (6-1, 200, So.)
<b>LEFT CORNERBACK</b>	<b>6</b>	<b>BRANDON WILLIAMS (5-10, 180, Sr.)</b>
	29	Nick King (5-9, 165, So.)
<b>RIGHT CORNERBACK</b>	<b>21</b>	<b>KOREY LINDSEY (6-0, 190, Jr.)</b>
	24	James McFadden (5-10, 170, Fr.)

### SOUTHERN ILLINOIS OFFENSE

<b>LEFT TACKLE</b>	<b>64</b>	<b>DAVID PICKARD (6-5, 290, So.)</b>
	71	Richard Wilson (6-3, 290, Fr.)
<b>LEFT GUARD</b>	<b>76</b>	<b>BLAKE BRUNNER (6-5, 280, Sr.)</b>
	52	Michael Nitti (6-4, 285, Sr.)
<b>CENTER</b>	<b>66</b>	<b>BRIAN BOEMER (6-2, 305, So.)</b>
	70	Eric Bergman (6-2, 260, Fr.)
<b>RIGHT GUARD</b>	<b>79</b>	<b>JOHN PURDY (6-4, 315, Sr.)</b>
	63	Tyler Graves (6-3, 295, So.)
<b>RIGHT TACKLE</b>	<b>75</b>	<b>SEAN SMITH (6-4, 280, Sr.)</b>
	74	Scott Becker (6-6, 280, So.)
<b>QUARTERBACK</b>	<b>5</b>	<b>CHRIS DIEKER (6-5, 227, Jr.)</b>
	17	Paul McIntosh (6-2, 205, RFr.)
<b>RUNNING BACK</b>	<b>27</b>	<b>RICHARD WHITE (5-9, 185, Jr.)</b>
	31	Deji Karim (5-11, 200, Sr.)
<b>FULLBACK</b>	<b>37</b>	<b>JON GOODE (6-2, 225, So.)</b>
	44	Rick Hicks (6-2, 220, Fr.)
<b>TIGHT END</b>	<b>86</b>	<b>RYAN KERNES (6-3, 235, Jr.)</b>
	82	C.J. Robertson (6-3, 244, Fr.)
<b>WIDE RECEIVER</b>	<b>14</b>	<b>JOE ALLARIA (6-2, 195, Jr.)</b>
	22	Anthony Seay (6-0, 185, Jr.)
<b>WIDE RECEIVER</b>	<b>80</b>	<b>JEFF EVANS (6-0, 185, Jr.)</b>
	81	Matt Guin (6-0, 180, Jr.)
<b>or SLOT</b>	<b>18</b>	<b>BRYCE MORRIS (6-1, 215, Sr.)</b>
	4	Marc Cheatham (6-2, 205, Sr.)

### SOUTHERN ILLINOIS SPECIAL TEAMS

<b>PLACE KICKER</b>	<b>15</b>	<b>KYLE DOUGHERTY (5-10, 177, Jr.)</b>
<b>KICKOFFS</b>	<b>15</b>	<b>KYLE DOUGHERTY (5-10, 177, Jr.)</b>
<b>PUNTER</b>	<b>97</b>	<b>SCOTT RAVANESI (6-0, 196, Sr.)</b>
<b>HOLDER</b>	<b>97</b>	<b>SCOTT RAVANESI (6-0, 196, Sr.)</b>
	81	Matt Guinn (6-0, 180, Jr.)
<b>LONG SNAPPER</b>	<b>39</b>	<b>TRAVIS BLOOMFIELD (5-11, 210, Sr.)</b>
	86	Ryan Kernes (6-3, 235, Jr.)
<b>PUNT RETURNS</b>	<b>21</b>	<b>KOREY LINDSEY (6-0, 190, Jr.)</b>
	26	Mike McElroy (6-1, 205, Jr.)
<b>KICKOFF RETURNS</b>	<b>14</b>	<b>JOE ALLARIA (6-2, 195, Jr.)</b>
	<b>31</b>	<b>DEJI KARIM (5-11, 200, Sr.)</b>

## 2009 AFCA D-II COACHES POLL

As of September 14, 2009

Rank	Institution	Record	Pts	Prev
1.	Grand Valley St. (Mich.) (25)	3-0	625	1
2.	Abilene Christian (Texas)	3-0	592	2
3.	North Alabama	3-0	577	3
4.	Bloomsburg (Pa.)	3-0	541	5
5.	Central Washington	3-0	526	6
6.	Northwest Missouri St.	2-1	510	7
7.	Minnesota St.-Mankato	3-0	432	8
8.	Minnesota-Duluth	2-1	418	9
9.	Delta St. (Miss.)	1-1	392	10
10.	Texas A&M-Kingsville	3-0	388	11
11.	Pittsburg St. (Kan.)	2-1	355	4
12.	Central Missouri	3-0	320	13
13.	Albany St. (Ga.)	3-0	301	12
14.	Catawba (N.C.)	3-0	262	17
15.	Chadron St. (Neb.)	2-1	258	15
16.	Valdosta St. (Ga.)	1-1	230	18
17.	Tuskegee (Ala.)	2-1	211	14
18.	Ashland (Ohio)	2-1	183	19
19.	Tarleton St. (Texas)	3-0	178	22
20.	Wayne St. (Neb.)	3-0	157	23
21.	Indiana (Pa.)	3-0	136	24t
22.	Washburn (Kan.)	3-0	113	NR
23.	Saginaw Valley St. (Mich.)	2-1	88	16
24.	Midwestern St. (Texas)	3-0	69	NR
25.	Augustana (S.D.)	3-0	66	NR

Dropped Out: Winona St. (Minn.) (20); West Chester (Pa.) (21); Central Oklahoma (24t).

Others Receiving Votes: Missouri Western St., 42; North Carolina-Pembroke, 26; Glenville St. (W.Va.), 25; Charleston (W.Va.), 23; Edinboro (Pa.), 19; Winona St. (Minn.), 18; Findlay (Ohio), 16; West Alabama, 9; Ouachita Baptist (Ark.), 8; Wayne St. (Mich.), 5; California (Pa.), 3; Wingate (N.C.), 2; American International (Mass.), 1.

### FACTS ABOUT THE OPPOSITION SOUTHERN ILLINOIS

Location.....	Carbondale, Ill.
Founded.....	1869
Enrollment.....	20,983
Mascot.....	Salukis
Facility.....	McAndrew Stadium
Capacity.....	17,000
Affiliation.....	NCAA FCS
Conference.....	Missouri Valley Football
President.....	Dr. Glenn Poshard
Director of Athletics.....	Mario Moccia
Head Coach.....	Dale Lennon (North Dakota)
School Record.....	9-3 (1 season)
Career Record.....	111-35 (12 seasons)
Coaches: OC / QB Randy Hedberg; OC / WR Phil Longo; DC Bubba Schweigert; TE Kenni Burns; RB Steve Crutchley; OL Phil Meyer; Secondary Travis Stepps; ILB / ST Tom Dosch; OLB / DL Eric Schmidt.	
2008 Record.....	9-3
2008 Conference Record.....	7-1
Letterwinners Returning/Lost.....	41/12
Starters Returning/Lost.....	18/6
Sports Info. Director.....	Tom Weber
Phone.....	(618) 453-7236
E-mail.....	tweber@siu.edu
Football Contact.....	Jason Clay
E-mail.....	jclay@siu.edu

## LAST TIME AGAINST AN FCS OPPONENT

### Bearcat football falls in heartbreaker at SEMO

CAPE GIRARDEAU, Mo. -- (8/27/08) The SBU Bearcats lost their first game of the 2008 season, in a 35-28 overtime loss to Southeast Missouri. SBU held a 28-18 lead with six minutes to play, before the Redhawks scored 10 in the last minutes of regulation to force overtime.

The Bearcats logged 541 yards of offense. SBU's **Steve Gachette** was 33 of 51 for 298 yards, throwing four interceptions. His favorite targets were **Jonathan Alvarado** (8 catches for 102 yards) and **Reuben Hartzler** (7 catches for 62 yards). **Jeff Finnell** rushed for 112 yards on 20 carries.

"Our kids came out and executed well," said head coach Keith Allen. "But mistakes killed us. We didn't secure the football. We had penalties in key situations. And we gave up big plays. We're getting better, I just wish we would have brought home a victory for our fans."

SEMO won the toss and drove hard down the field in SBU's first defensive test of the season. But the Bearcat defense forced a fumble of the Redhawks at the SEMO 10. Gachette began his season by orchestrating an 88-yard, 11-play drive, which was capped by a 31-yard pass strike to **John Austin** for a 7-0 SBU lead with 9:14 remaining in the first quarter.

Later in the first, SBU capped another touchdown drive when they alertly caught the Redhawks' defense trying to change players. **DeAndre Brown** ran the football in from 43 yards away to give the Bearcats a 14-0 lead with 2:38 to play, which was the score at the end of the first quarter. The SEMO offense got on the board with a field goal with 6:13 remaining in the first half, leaving SBU in the lead 14-3, which held as the teams headed into the halftime locker room.

SBU took the second half kickoff and stormed down the field for another touchdown, after a 12-play drive ended with **Josh Vaughn** recovering a fumble in the end zone. That touchdown allowed SBU to stretch their lead to 21-3 with 11:32 remaining in the third quarter. SEMO scored their first touchdown of the contest on a two-yard rush from **Jacob McKinley**, getting SEMO within 11 of SBU, 21-10. SBU's first play of their drive resulted in a safety for the Redhawks.

The Bearcats, however, reclaimed the momentum, as they went on a 93-yard drive, led by the crafty passing and running of Gachette, which ended with a one-yard touchdown run by **Clint Carroz**, getting SBU's lead back out to 16 points, 28-12. SEMO cut the lead to 28-18 with 10:43 left in the game, when quarterback **Houston Lillard** hit **Mike Williamson** with an 14-yard touchdown. SEMO, however, did not convert their two-point try, and still needed two possessions to catch the Bearcats.

After an SBU missed field goal, the Redhawks got within three with an 80-yard connection from Lillard to **Miles Edwards** that gave SEMO an 11-second touchdown. SBU fumbled on their drive, with just over four minutes to play, allowing SEMO to drive for a 47-yard, game-tying field goal. Lillard hit Edwards for a 23-yard strike giving SEMO the 35-28 victory in overtime.

### NEXT UP FOR THE SBU BEARCATS

The SBU Bearcats return home next Saturday for their second home game of the season and first day game with a 1:30 p.m.



kickoff with Kentucky Wesleyan. Kentucky Wesleyan is 0-2 on the season with losses at Indianapolis and Murray State. The Panthers play at Kentucky State on Saturday. SBU jumped out to big lead last season in Owensboro, leading 34-0 at the half before winning 34-14. Thomas Gordon is the leading rusher for the Panthers with 130 yards on 29 carries. Chris Owens is their top passer at 14 of 31 for 66 yards.

# 2009 SBU BEARCATS SEASON STATISTICS

## TEAM STATISTICS

	SBU	OPP
SCORING	83	137
Points Per Game	27.7	45.7
FIRST DOWNS	74	94
Rushing	27	44
Passing	38	42
Penalty	9	8
RUSHING YARDAGE	405	549
Yards gained rushing	547	656
Yards lost rushing	142	107
Rushing Attempts	96	162
Average Per Rush	4.2	3.4
Average Per Game	135.0	183.0
TDs Rushing	5	9
PASSING YARDAGE	1065	1094
Comp-Att-Int	84-143-6	89-135-4
Average Per Pass	7.4	8.1
Average Per Catch	12.7	12.3
Average Per Game	355.0	364.7
TDs Passing..	7	10
TOTAL OFFENSE..	1470	1643
Total Plays..	239	297
Average Per Play	6.2	5.5
Average Per Game	490.0	547.7
KICK RETURNS: #-Yards	21-362	14-309
PUNT RETURNS: #-Yards	3-19	6-82
INT RETURNS: #-Yards	4-79	6-66
KICK RETURN AVERAGE	17.2	22.1
PUNT RETURN AVERAGE	6.3	13.7
INT RETURN AVERAGE	19.8	11.0
FUMBLES-LOST	8-7	6-1
PENALTIES-Yards	35-250	39-327
Average Per Game	83.3	109.0
PUNTS-Yards	14-519	11-423
Average Per Punt	37.1	38.5
Net punt average	31.2	36.7
TIME OF POSSESSION/Game	22:16	37:42
3RD-DOWN Conversions	14/47	28/60
3rd-Down Pct.	30%	47%
4TH-DOWN Conversions	6/11	6/10
4th-Down Pct.	55%	60%
SACKS BY-Yards	11-64	12-87
MISC YARDS	0	0
TOUCHDOWNS SCORED	12	19
FIELD GOALS-ATTEMPTS	0-3	2-7
ON-SIDE KICKS	0-0	0-0
RED-ZONE SCORES	4-9 44%	16-20 80%
RED-ZONE TOUCHDOWNS	4-9 44%	14-20 70%
PAT-ATTEMPTS	11-12 92%	15-16 94%
ATTENDANCE	2953	9063
Games/Avg Per Game	1/2953	2/4532
Neutral Site Games	0/0	

SCORE BY QUARTERS	1st	2nd	3rd	4th	OT	Total
Southwest Baptist	21	28	20	7	7	83
Opponents	27	28	34	33	15	137

## INDIVIDUAL STATISTICS

### PASSING

	G	Effic	Comp-Att-Int	Pct	Yds	TD	Lng	Avg/G
Gachette,Steven	3	129.06	84-143-6	58.7	1065	7	60	355.0
Total.....	3	129.06	84-143-6	58.7	1065	7	60	355.0
Opponents.....	3	152.52	89-135-4	65.9	1094	10	89	364.7

### RECEIVING

	GP	No.	Yds	Avg	TD	Long	Avg/G
King,Johnnie	3	18	307	17.1	3	60	102.3
Austin,John	3	16	226	14.1	2	42	75.3
Paige,Elon	3	12	188	15.7	1	47	62.7
Johnson,Charles	3	12	99	8.2	0	22	33.0
Manuma,Jameson	3	9	141	15.7	1	35	47.0
Duhaney,Justin	3	5	17	3.4	0	8	5.7
Everson,Thaddeu	3	5	14	2.8	0	6	4.7
Foster,Derrick	3	4	41	10.2	0	23	13.7
Russell,Randall	2	3	32	10.7	0	13	16.0
Total	3	84	1065	12.7	7	60	355.0
Opponents	3	89	1094	12.3	10	89	364.7

### RUSHING

	GP	Att	Gain	Loss	Net	Avg	TD	Long	Avg/G
Gachette,Steven	3	51	274	99	175	3.4	2	22	58.3
Everson,Thad	3	24	154	6	148	6.2	1	51	49.3
Duhaney,Justin	3	19	119	6	113	5.9	2	30	37.7
Jolly,Brock	3	1	0	7	-7	-7.0	0	0	-2.3
TEAM	2	1	0	24	-24	-24.0	0	0	-12.0
Total	3	96	547	142	405	4.2	5	51	135.0
Opponents	3	162	656	107	549	3.4	9	23	183.0

### FIELD GOALS

	FGM-FGA	Pct	01-19	20-29	30-39	40-49	50-99	Lg	Blk
Jolly,Brock	0-3	0.0	0-0	0-0	0-2	0-1	0-0	0	0

### PUNTING

	No.	Yds	Avg	Long	TB	FC	120	Blkd
Jolly,Brock	14	519	37.1	53	0	7	4	0
Total.....	14	519	37.1	53	0	7	4	0
Opponents.....	11	423	38.5	46	0	6	6	0

### KICKOFFS

	No.	Yds	Avg	TB	OB	Retn	Net	YdLn
Jolly,Brock	14	775	55.4	0	0			
Total.....	14	775	55.4	0	0	309	33.3	36
Opponents.....	22	1370	62.3	1	0	362	44.9	25

### SCORING

	TD	FGs	Kick	Rush	Rcv	Pass	DXP	Saf	Points
King,Johnnie	3	0-0	0-0	0-0	0	0-0	0	0	18
Gachette,Steven	2	0-0	0-0	0-0	0	0-0	0	0	12
Austin,John	2	0-0	0-0	0-0	0	0-0	0	0	12
Duhaney,Justin	2	0-0	0-0	0-0	0	0-0	0	0	12
Jolly,Brock	0	0-3	11-12	0-0	0	0-0	0	0	11
Everson,Thad	1	0-0	0-0	0-0	0	0-0	0	0	6
Paige,Elon	1	0-0	0-0	0-0	0	0-0	0	0	6
Manuma,Jameson	1	0-0	0-0	0-0	0	0-0	0	0	6
Total	12	0-3	11-12	0-0	0	0-0	0	0	83
Opponents	19	2-7	15-16	0-0	1	1-3	0	0	137

# 2009 SBU BEARCATS SEASON STATISTICS

## ALL PURPOSE

	G	Rush	Rec	PR	KOR	IR	Tot	Avg/G
King, Johnnie	3	0	307	0	0	0	307	102.3
Foster, Derrick	3	0	41	0	208	0	249	83.0
Austin, John	3	0	226	0	0	0	226	75.3
Paige, Elon	3	0	188	0	0	0	188	62.7
Gachette, Steven	3	175	0	0	0	0	175	58.3
Kelley, Sean	3	0	0	19	154	0	173	57.7
Everson, Thad	3	148	14	0	0	0	162	54.0
Manuma, Jameson	3	0	141	0	0	0	141	47.0
Duhaney, Justin	3	113	17	0	0	0	130	43.3
Johnson, Charles	3	0	99	0	0	0	99	33.0
Holt, Tyrin	3	0	0	0	0	63	63	21.0
Russell, Randall	2	0	32	0	0	0	32	16.0
Schumpert, Jarred	3	0	0	0	0	8	8	2.7
Rue, Lavarus	3	0	0	0	0	7	7	2.3
Ogunjimi, Henry	3	0	0	0	0	1	1	0.3
Jolly, Brock	3	-7	0	0	0	0	-7	-2.3
TEAM	2	-24	0	0	0	0	-24	-12.0
Total	3	405	1065	19	362	79	1930	643.3
Opponents	3	549	1094	82	309	66	2100	700.0

## PUNT RETURNS

	No.	Yds	Avg	TD	Long
Kelley, Sean	3	19	6.3	0	18
Total.....	3	19	6.3	0	18
Opponents.....	6	82	13.7	0	24

## KICK RETURNS

	No.	Yds	Avg	TD	Long
Kelley, Sean	11	154	14.0	0	22
Foster, Derrick	10	208	20.8	0	39
Total	21	362	17.2	0	39
Opponents	14	309	22.1	0	40

## INTERCEPTIONS

	No.	Yds	Avg	TD	Long
Ogunjimi, Henry	1	1	1.0	0	0
Holt, Tyrin	1	63	63.0	0	63
Rue, Lavarus	1	7	7.0	0	7
Schumpert, Jarred	1	8	8.0	0	8
Total	4	79	19.8	0	63
Opponents	6	66	11.0	0	30

## DEFENSE

DEFENSIVE LEADERS	GP	Tackles			I-Sacks-I TFL/Yds	I-Pass Def-- No-Yds	I-Fumbles-I		Blkd QBH	Rcv-Yds	FF	Kick	Saf
		Solo	Ast	Total			Int-Yds	BrUp					
47 Schumpert, Jarred	3	23	21	44	6.5-34	2.0-18	1-8	2	.	.	.	.	
4 Wiggins, Anthony	3	22	5	27	.	.	.	.	.	.	.	.	
17 Holt, Tyrin	3	11	16	27	1.0-5	.	1-63	2	.	.	.	.	
44 Kilduff, Shawn	3	17	9	26	0.5-0	.	.	1	.	.	.	.	
8 Rue, Lavarus	3	14	10	24	1.0-6	1.0-6	1-7	.	.	1	.	.	
49 Smith, Casey	3	9	13	22	2.5-10	2.0-9	.	1	1	.	.	.	
93 Ramirez, Will	3	8	10	18	3.0-7	0.5-3	.	.	.	.	.	.	
23 Ogunjimi, Henry	3	7	11	18	0.5-2	0.5-2	1-1	1	.	.	.	.	
2 Johnson, Willie	3	8	9	17	.	.	.	1	.	.	.	.	
72 Hughes, Kevin	3	6	6	12	2.0-12	1.5-11	.	.	.	.	.	.	
90 Swallows, Kyle	3	5	6	11	2.0-2	2.0-2	.	1	.	.	1	.	
25 Jackson, Jordan	3	4	4	8	.	.	.	.	.	1-0	.	.	
43 Walker, Tristan	3	.	8	8	0.5-5	0.5-5	.	1	.	.	.	.	
26 McDowell, Scott	3	7	.	7	.	.	.	1	.	.	.	.	
54 Johnson, Glen	3	3	3	6	.	.	.	1	.	.	.	.	
22 Davis, Clayton	3	3	3	6	.	.	.	.	.	.	.	.	
91 Vitale, Ino	3	2	3	5	1.5-10	1.0-8	.	.	.	.	.	.	
50 Pierre, Alain	1	2	2	4	2.0-4	.	.	.	.	.	.	.	
9 Montinar, Jack	3	1	3	4	.	.	.	.	.	.	.	.	
29 Franklin, Delvon	1	2	1	3	.	.	.	.	.	.	.	.	
85 Johnson, Charles	3	3	.	3	.	.	.	.	.	.	.	.	
32 Grapp, Tyler	1	1	1	2	.	.	.	.	.	.	.	.	
58 Drummond, Corey	1	.	2	2	.	.	.	.	.	.	.	.	
TM TEAM	2	2	.	2	.	.	.	.	.	2	.	.	
11 King, Johnnie	3	2	.	2	.	.	.	.	.	.	.	.	
63 Okafor, Derrick	3	.	1	1	.	.	.	.	.	.	.	.	
66 Wilson, Chantz	2	.	1	1	.	.	.	.	.	.	.	.	
48 Deatrick, Ryan	1	.	1	1	.	.	.	.	.	.	.	.	
78 Stoner, Kenneth	2	.	1	1	.	.	.	.	.	.	.	.	
19 Paige, Elon	3	1	.	1	.	.	.	.	.	.	.	.	
27 Brown, Nathan	2	1	.	1	.	.	.	.	.	.	.	.	
42 Brantley, Adrian	1	1	.	1	.	.	.	.	.	.	.	.	
12 Kelley, Sean	3	1	.	1	.	.	.	.	.	.	.	.	
57 Mateos, Eric	3	.	1	1	.	.	.	.	.	.	.	.	
39 Otwell, Austin	2	.	1	1	.	.	.	.	.	.	.	.	
Total.....	3	166	152	318	23-97	11-64	4-79	12	1	1-0	3	1	
Opponents.....	3	124	128	252	25-116	12-87	6-66	15	12	7-0	6	1	

## TEAM GAME-BY-GAME

Date	Opponent	I--RUSHING--I				I--RECEIVING--I				I-----PASSING-----I				I--KICK RET--I				I--PUNT RET--I				tot off		
		No.	Yds	TD	Lg	No.	Yds	TD	Lg	Cmp	Att	Int	Yds	TD	Lg	No	Yds	TD	Lg	No	Yds		TD	Lg
Aug 27, 2009	at Central Missouri	26	161	2	51	23	339	2	56	23	48	0	339	2	56	7	109	0	21	1	18	0	18	500
Sep 03, 2009	NORTHWEST MISSOURI	29	60	1	12	30	267	1	25	30	46	2	267	1	25	7	114	0	22	0	0	0	0	327
Sep 12, 2009	at Harding	40	195	2	22	31	459	4	60	31	49	4	459	4	60	7	139	0	39	2	1	0	10	654
Totals		96	405	5	51	84	1065	7	60	84	143	6	1065	7	60	21	362	0	39	3	19	0	18	1470
Opponent		162	549	9	23	89	1094	10	89	89	135	4	1094	10	89	14	309	0	40	6	82	0	24	1643